



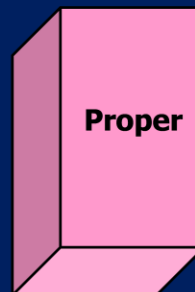
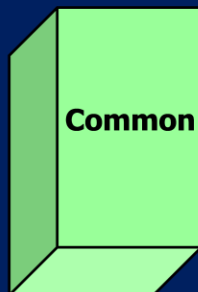


# NOUNS

person	animal	place	thing
			
farmer	cow	barn	barley
boy	dog	farm	corn
Michael	horse	state	month
girl	rabbit	Oklahoma	November
Mandi	turkey	store	stars



**Directions:** Students categorize each noun card as a person, animal, place, or thing by using a colored paperclip to attach it to ribbon dangling below the corresponding heading. Several cards should also be categorized as common or proper.

A **noun** is a word that names a person (farmer), an animal (horse), a place (farmyard), or thing (corn). Nouns can also name feelings (thankfulness) and ideas. **Proper nouns** are capitalized because they name specific persons, animals, places, or things.

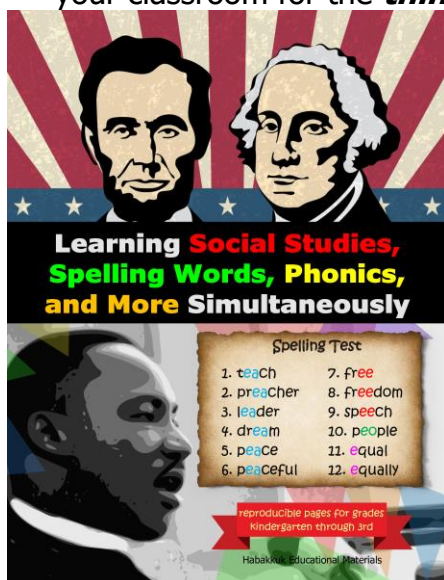
**Preparation:** Use laminated cutout letters for the "Nouns" title. (In the illustration, light blue, pink, light green, yellow, and light purple letters were used for the title.) Print the heading and noun word cards on white cardstock. Laminate the sheets and cut out the chart pieces. Tape light blue ribbon (or another color of your choice) that is about 1½-inches wide and a couple of feet long to the back of the *Person, Animal, Place, and Thing* heading cards. Use wall-safe tape to tape the heading cards below the title.

Attach two lunch bags, inexpensive colored gift bags without handles, or envelopes towards the bottom of the board and use cutout letters to label one as *Common* and the other as *Proper*.

The first page of cards provided for this activity are spelling words taken from a "Farm Life" theme (lessons 10 and 11) in *Learning Social Studies, Spelling Words, Phonics, and More Simultaneously*, by Habakkuk Educational Materials. The second page of cards includes examples of common and proper nouns. Each week, you can use the blank cards provided to add some of your noun spelling words to the chart. (Picture cards might be used as a variation in place of word cards.)

For proper nouns, you might create cards with:


- the teacher's name, the name of students in your class, or a well-known person (such as a favorite author or the name of the current president) for the **persons** category;
- the name of a classroom pet or a student's pet for the **animal** category;
- the name of your school, the name of your city, and the state you live in for the **place** category;
- the days of a week, the months of a year, holidays, or the brands of items you use in your classroom for the **things** category.



# person




# animal



# place



# thing



farmer

chores

horse

corn

barn

fork

farm

jars

porch

morning

store

orange

yard

pork

barley

stars

boy	restaurant
Michael	Chick-fil-A
girl	state
Mandi	Oklahoma
cow	holiday
dog	Christmas
rabbit	month
turkey	November


## NOUNS CHART

Copyright © 2024 by Habakkuk Educational Materials

No part of this book without a reproducible notice affixed to the footnote may be reproduced in any form or by any electronic or mechanical means, including information storage and retrieval systems, without the written consent of the publisher. If a page is specified as reproducible, the reproduction is permitted for non-commercial, classroom use only. Please address your inquiries to [Habakkuk@cox.net](mailto:Habakkuk@cox.net).

Illustrations: Certain copyrighted images are used under license from [stock.adobe.com](https://stock.adobe.com). These include the farmer illustrations by [annagarmatiy](#); the chicken and barn illustrations by [blueringmedia](#); and the corn illustration by [MoreVector](#).

Published by Habakkuk Educational Materials

Visit [www.habakkuk.net](http://www.habakkuk.net)